



## **UWL REPOSITORY**

**repository.uwl.ac.uk**

35 social contact mode and 15-year episodic memory trajectories in older adults with and without hearing loss: the Elsa study

Rafnsson, Snorri ORCID: <https://orcid.org/0000-0002-7985-912X>, Maharani, A and Tampubolon, G (2021) 35 social contact mode and 15-year episodic memory trajectories in older adults with and without hearing loss: the Elsa study. Age and Ageing, 50 (Supple). i7-i11. ISSN 0002-0729

<http://dx.doi.org/10.1093/ageing/afab029.14>

This is the Accepted Version of the final output.

UWL repository link: <https://repository.uwl.ac.uk/id/eprint/8001/>

**Alternative formats:** If you require this document in an alternative format, please contact: [open.research@uwl.ac.uk](mailto:open.research@uwl.ac.uk)

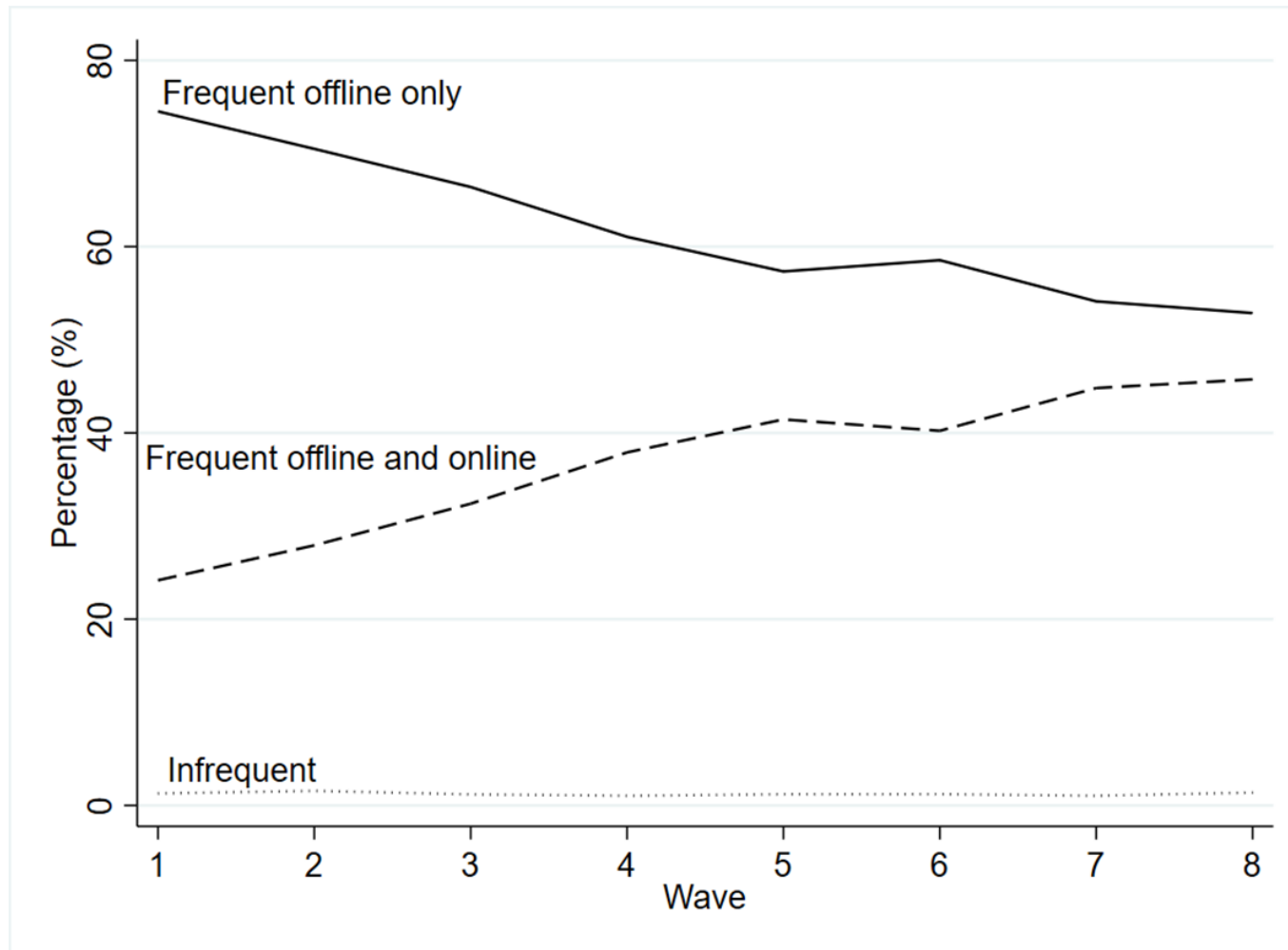
### **Copyright:**

Copyright and moral rights for the publications made accessible in the public portal are retained by the authors and/or other copyright owners and it is a condition of accessing publications that users recognise and abide by the legal requirements associated with these rights.

**Take down policy:** If you believe that this document breaches copyright, please contact us at [open.research@uwl.ac.uk](mailto:open.research@uwl.ac.uk) providing details, and we will remove access to the work immediately and investigate your claim.

**Supplementary File 1. Tables and Figures**

**Supplementary Figure 1** Modes of social network engagement among participants over time. Source: ELSA waves 1-8.



**Supplementary Table 1** Associations between number of social contact modes and episodic memory. Source: ELSA waves 1-8.

	Total sample <sup>a</sup>	No hearing loss <sup>a</sup>	Hearing loss <sup>a</sup>
<i>Social engagement mode, reference: Infrequent</i>			
Frequent use of 1 mode	0.05 (0.10)	-0.15 (0.11)	0.56 (0.22)*
Frequent use of 2 modes	0.25 (0.09)**	0.03 (0.11)	0.90 (0.20)***
Frequent use of 3 modes	0.70 (0.09)***	0.49 (0.11)***	1.36 (0.21)***
Hearing loss	-0.24 (0.03)***	-	-
<i>Sociodemographic factors</i>			
Age	-0.09 (0.00)***	-0.08 (0.00)***	-0.11 (0.00)***
Female	0.75 (0.04)***	0.75 (0.04)***	0.66 (0.07)***
<i>Marital status, reference: married</i>			
Single	-0.07 (0.07)	-0.13 (0.08)	0.04 (0.15)
Separated/divorced	0.02 (0.05)	0.04 (0.05)	0.05 (0.11)
Widowed	-0.19 (0.04)***	-0.21 (0.05)***	-0.05 (0.09)
<i>Education, reference: less than high school</i>			
High school	1.34 (0.05)***	1.32 (0.06)***	1.20 (0.10)***
College or higher	1.70 (0.04)***	1.68 (0.04)***	1.56 (0.08)***
<i>Income, reference: 1<sup>st</sup> quintile (lowest)</i>			
2 <sup>nd</sup>	0.12 (0.03)***	0.17 (0.04)***	-0.01 (0.08)
3 <sup>rd</sup>	0.34 (0.04)***	0.39 (0.04)***	0.22 (0.08)*
4 <sup>th</sup>	0.48 (0.04)***	0.53 (0.04)***	0.40 (0.09)***
5 <sup>th</sup> quintile (highest)	0.58 (0.04)***	0.62 (0.05)***	0.65 (0.10)***
<i>Work, reference: employees</i>			
Volunteers	0.33 (0.04)***	0.32 (0.04)***	0.30 (0.10)**
None of them	0.00 (0.03)	-0.02 (0.03)	-0.03 (0.08)
<i>Lifestyle factors</i>			
<i>Smoking, reference: non-smoker</i>			
Past smoker	-0.05 (0.03)	-0.05 (0.04)	0.03 (0.07)
Current smoker	-0.22 (0.05)***	-0.23 (0.05)***	-0.15 (0.10)
Drink regularly	0.09 (0.03)**	0.10 (0.03)**	0.12 (0.07)
Moderate physical activity	0.30 (0.02)***	0.29 (0.02)***	0.38 (0.05)***
Vigorous physical activity	0.16 (0.03)***	0.15 (0.03)***	0.27 (0.07)***
<i>Comorbidity</i>			
Hypertension	0.02 (0.03)	0.03 (0.03)	-0.02 (0.06)
Heart disease	-0.03 (0.03)	-0.02 (0.04)	-0.05 (0.07)
Diabetes mellitus	-0.06 (0.05)	-0.12 (0.05)*	-0.04 (0.09)
Stroke	-0.77 (0.07)***	-0.74 (0.08)***	-0.72 (0.13)***
Intercept	9.44 (0.11)***	9.65 (0.13)***	8.86 (0.24)***

**Note:** <sup>a</sup> Presented are coefficients and standard errors. \* p < .05; \*\* p < .01; \*\*\* p < .001.

**Supplementary Table 2** Associations between social contact mode, social network size, and episodic memory. Source: ELSA waves 1-8.

	Total sample <sup>a</sup>	No hearing loss <sup>a</sup>	Hearing loss <sup>a</sup>
<i>Social engagement mode, reference: Infrequent</i>			
Frequent offline only	0.26 (0.20)	0.05 (0.24)	0.68 (0.39)
Frequent offline and online	0.78 (0.20)***	0.58 (0.24)*	1.19 (0.40)**
Large network size	-0.05 (0.03)	-0.03 (0.03)	-0.20 (0.08)*
Hearing loss	-0.28 (0.03)***	-	-
<i>Sociodemographic factors</i>			
Age	-0.08 (0.00)***	-0.08 (0.00)***	-0.10 (0.00)***
Female	0.69 (0.04)***	0.70 (0.05)***	0.67 (0.09)***
<i>Marital status, reference: married</i>			
Single	0.06 (0.18)	-0.07 (0.19)	0.84 (0.45)
Separated/divorced	0.04 (0.06)	0.04 (0.06)	0.09 (0.13)
Widowed	-0.23 (0.05)***	-0.22 (0.06)***	-0.15 (0.12)
<i>Education, reference: less than high school</i>			
High school	1.21 (0.06)***	1.21 (0.07)***	1.12 (0.13)***
College or higher	1.54 (0.05)***	1.53 (0.05)***	1.51 (0.10)***
<i>Income, reference: 1<sup>st</sup> quintile (lowest)</i>			
2 <sup>nd</sup>	0.12 (0.04)***	0.17 (0.05)**	-0.06 (0.10)
3 <sup>rd</sup>	0.31 (0.05)***	0.36 (0.05)***	0.12 (0.11)
4 <sup>th</sup>	0.47 (0.05)***	0.50 (0.05)***	0.41 (0.11)***
5 <sup>th</sup> quintile (highest)	0.59 (0.05)***	0.62 (0.06)***	0.60 (0.12)***
<i>Work, reference: employees</i>			
Volunteers	0.31 (0.05)***	0.30 (0.05)***	0.27 (0.13)*
None of them	-0.01 (0.03)	-0.03 (0.04)	-0.07 (0.09)
<i>Lifestyle factors</i>			
<i>Smoking, reference: non-smoker</i>			
Past smoker	-0.09 (0.04)*	-0.08 (0.05)	-0.08 (0.09)
Current smoker	-0.28 (0.06)***	-0.30 (0.06)	-0.21 (0.13)
Drink regularly	0.09 (0.04)*	0.10 (0.04)*	0.16 (0.09)
Moderate physical activity	0.29 (0.03)***	0.27 (0.03)***	0.34 (0.07)***
Vigorous physical activity	0.16 (0.03)***	0.15 (0.04)***	0.29 (0.09)***
<i>Comorbidity</i>			
Hypertension	0.04 (0.04)	0.06 (0.04)	-0.03 (0.08)
Heart disease	-0.03 (0.04)	-0.02 (0.05)	-0.01 (0.09)
Diabetes mellitus	-0.04 (0.06)	-0.08 (0.07)	-0.02 (0.12)
Stroke	-0.69 (0.09)***	-0.70 (0.11)***	-0.52 (0.17)**
Intercept	9.59 (0.21)***	9.76 (0.26)***	9.24 (0.42)***

**Note:** <sup>a</sup> Presented are coefficients and standard errors. \* p < .05; \*\* p < .01; \*\*\* p < .001.

**Supplementary Table 3** Associations between social contact mode, sensory loss, and episodic memory. Source: ELSA waves 1-8.

	Coeff (SE) <sup>a</sup>
<i>Social engagement mode,</i> <i>reference: Infrequent</i>	
Frequent offline only	0.23 (0.09)*
Frequent offline and online	0.70 (0.09)***
Single sensory loss	-0.20 (0.02)***
Dual sensory loss	-0.52 (0.05)***
<i>Sociodemographic factors</i>	
Age	-0.09 (0.00)***
Female	0.76 (0.04)***
<i>Marital status, reference: married</i>	
Single	-0.07 (0.07)
Separated/divorced	0.03 (0.05)
Widowed	-0.18 (0.04)***
<i>Education, reference: less than high school</i>	
High school	1.32 (0.05)***
College or higher	1.68 (0.04)***
<i>Income, reference: 1<sup>st</sup> quintile (lowest)</i>	
2 <sup>nd</sup>	0.12 (0.03)***
3 <sup>rd</sup>	0.33 (0.04)***
4 <sup>th</sup>	0.48 (0.04)***
5 <sup>th</sup> quintile (highest)	0.57 (0.04)***
<i>Work, reference: employees</i>	
Volunteers	0.33 (0.04)***
None of them	0.01 (0.03)
<i>Lifestyle factors</i>	
<i>Smoking, reference: non-smoker</i>	
Past smoker	-0.04 (0.03)
Current smoker	-0.20 (0.05)***
Drink regularly	0.09 (0.03)**
Moderate physical activity	0.29 (0.02)***
Vigorous physical activity	0.16 (0.03)***
<i>Comorbidity</i>	
Hypertension	0.03 (0.03)
Heart disease	-0.02 (0.03)
Diabetes mellitus	-0.06 (0.05)
Stroke	-0.76 (0.07)***
Intercept	9.46 (0.11)***

**Note:** <sup>a</sup> Presented are coefficients and standard errors.\* p < .05; \*\* p < .01; \*\*\* p < .001.

**Supplementary Table 4** Growth curve models predicting episodic memory scores in participants with interactions between hearing loss and each of the covariate. Source: ELSA waves 1-8.

	<b>All respondents</b>
Hearing loss	-0.68 (0.23)**
<i>Social engagement mode, reference: Infrequent</i>	
Frequent offline only	0.02 (0.11)
Frequent offline and online	0.52 (0.11)***
Frequent offline only*hearing loss	0.82 (0.21)***
Frequent offline and online*hearing loss	0.73 (0.21)***
<i>Sociodemographic factor</i>	
Age	-0.09 (0.00)***
Age*hearing loss	-0.01 (0.00)**
Female	0.77 (0.04)***
Female*hearing loss	-0.04 (0.06)
<i>Marital status, reference: married</i>	
Single	-0.14 (0.08)
Separated/divorced	0.02 (0.05)
Widowed	-0.17 (0.05)***
Single*hearing loss	0.26 (0.13)
Separated/divorced*hearing loss	0.00 (0.10)
Widowed*hearing loss	-0.01 (0.08)
<i>Education, reference: less than high school</i>	
High school	1.33 (0.06)***
College or higher	1.71 (0.04)***
High school*hearing loss	0.05 (0.09)
College or higher*hearing loss	-0.06 (0.07)
<i>Income, reference: 1<sup>st</sup> quintile (lowest)</i>	
2 <sup>nd</sup>	0.17 (0.04)***
3 <sup>rd</sup>	0.37 (0.04)***
4 <sup>th</sup>	0.52 (0.04)***
5 <sup>th</sup> quintile (highest)	0.59 (0.04)***
2 <sup>nd</sup> *hearing loss	-0.17 (0.08)*
3 <sup>rd</sup> *hearing loss	-0.14 (0.08)
4 <sup>th</sup> *hearing loss	-0.14 (0.09)
5 <sup>th</sup> quintile (highest) *hearing loss	0.01 (0.09)
<i>Work, reference: employees</i>	
Volunteers	0.33 (0.04)***
None of them	0.00 (0.03)
Volunteers*hearing loss	-0.04 (0.10)
None of them*hearing loss	-0.00 (0.07)
<i>Lifestyle factors</i>	
<i>Smoking, reference: non-smoker</i>	
Past smoker	-0.06 (0.04)
Current smoker	-0.22 (0.05)***
Past smoker*hearing loss	0.03 (0.06)
Current smoker*hearing loss	0.03 (0.09)
Drink regularly	0.09 (0.03)**

Drink regularly*hearing loss	-0.00 (0.07)
Moderate physical activity	0.29 (0.02)***
Moderate physical activity*hearing loss	0.04 (0.05)
Vigorous physical activity	0.15 (0.03)***
Vigorous physical activity*hearing loss	0.09 (0.07)

*Comorbidity*

Hypertension	0.04 (0.03)
Hypertension*hearing loss	-0.08 (0.06)
Heart disease	-0.02 (0.04)
Heart disease*hearing loss	-0.06 (0.07)
Diabetes mellitus	-0.08 (0.05)
Diabetes mellitus*hearing loss	0.04 (0.09)
Stroke	-0.80 (0.08)***
Stroke*hearing loss	0.10 (0.12)
Intercept	9.56 (0.12)***

---

**Note:** <sup>a</sup> Presented are coefficients and standard errors. \*  $p < .05$ ; \*\*  $p < .01$ ; \*\*\*  $p < .001$

**Supplementary Table 5** Effects of social contact variables and other covariates on episodic memory scores. Source: ELSA waves 1-8.

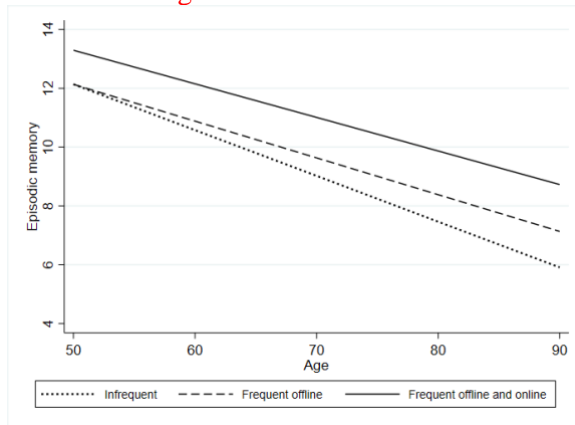
	Cohen's d (SE)
<i>Social engagement mode, reference: Infrequent</i>	
Frequent offline only	0.06 (0.007)
Frequent offline and online	0.19 (0.008)
Hearing loss	-0.07 (0.007)
<i>Sociodemographic factors</i>	
<i>Age (reference: 50-59 years old)</i>	
60-69	-0.06 (0.008)
70-79	-0.30 (0.009)
≥80	-0.66 (0.01)
Female	0.22 (0.007)
<i>Marital status, reference: married</i>	
Single	-0.007 (0.01)
Separated/divorced	0.006 (0.01)
Widowed	-0.06 (0.01)
<i>Education, reference: less than high school</i>	
High school	0.39 (0.01)
College or higher	0.50 (0.007)
<i>Income, reference: 1<sup>st</sup> quintile (lowest)</i>	
2 <sup>nd</sup>	0.01 (0.01)
3 <sup>rd</sup>	0.07 (0.009)
4 <sup>th</sup>	0.11 (0.009)
5 <sup>th</sup> quintile (highest)	0.13 (0.009)
<i>Work, reference: employees</i>	
Volunteers	0.006 (0.01)
None of them	-0.07 (0.007)
<i>Lifestyle factors</i>	
<i>Smoking, reference: non-smoker</i>	
Past smoker	-0.01 (0.007)
Current smoker	-0.04 (0.01)
Drink regularly	0.03 (0.009)
Moderate physical activity	0.08 (0.008)
Vigorous physical activity	0.05 (0.009)
<i>Comorbidity</i>	
Hypertension	-0.01 (0.007)
Heart disease	-0.02 (0.009)
Diabetes mellitus	-0.03 (0.01)
Stroke	-0.22 (0.01)

**Note:** <sup>a</sup> Presented are Cohen's d (Standard Errors) values as indicators of effect size.

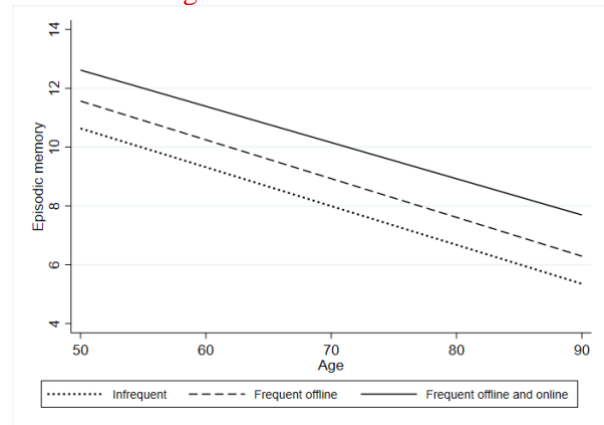


**Supplementary Figure 2** Trajectories of unadjusted episodic memory scores and fully-adjusted episodic memory scores for participants with and without hearing loss. *Source:* ELSA waves 1-8.

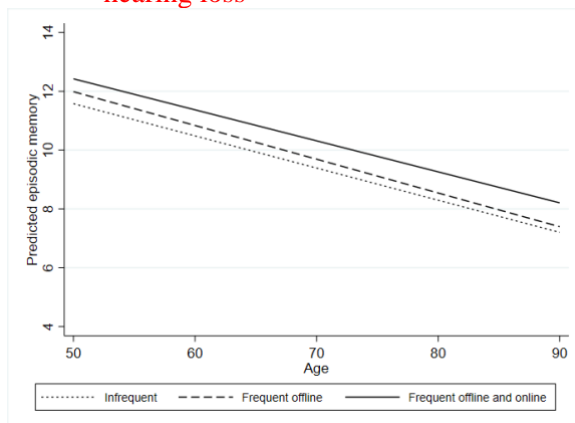
**A.** Trajectory of unadjusted episodic memory score of respondents without hearing loss



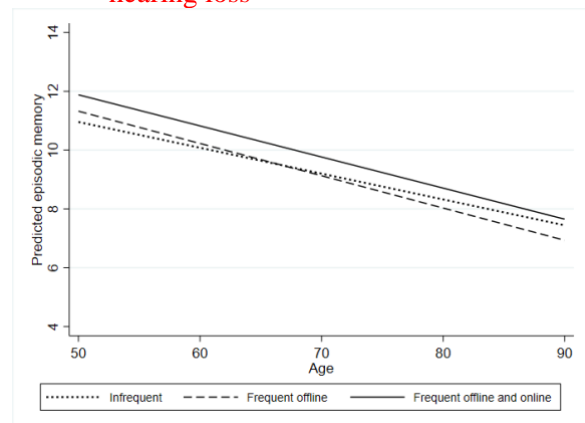
**B.** Trajectory of unadjusted episodic memory score of respondents with hearing loss



**C.** Trajectory of fully-adjusted episodic memory score of respondents without hearing loss



**D.** Trajectory of fully-adjusted episodic memory score of respondents with hearing loss



**Note:** Figures C and D episodic memory scores as predicted by age, gender, education, income, health behaviour and the presence of comorbidities.